


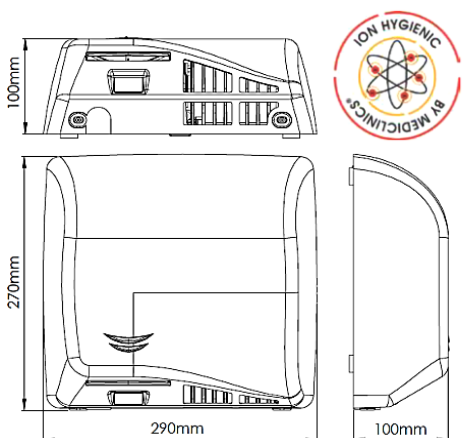


Acme Sanitary Ware Co Ltd

Acme Building, 22-28 Nanking Street, Kowloon, Hong Kong
 Tel: 2388 7171 Fax: 2710 8012
 E-mail: acme@acmesanitary.com.hk
 Website: www.acmesanitaryware.com.hk


PROJECT		REF		REV	ITEM CODE	
LOCATION		DATE			PAGE	

SANITARY WARE SPECIFICATION SHEET


Item Descriptions	Mediclinics "Speedflow®Plus" (Spain) Stainless Steel AISI 304 inside cabinet automatic hand dryer with an ionizer in satin finish	<div>Illustration/ Drawing</div> <div></div> <div></div> <div><div>Technical Specifications</div><table><tr><td>Voltage</td><td>220- 240 V</td></tr><tr><td>Frequency</td><td>50/60 Hz</td></tr><tr><td>Electrical Isolation</td><td>Clase I</td></tr><tr><td>Total power (H.E.(*) On)</td><td>675-850 W</td></tr><tr><td>Total power (H.E.(*) Off)</td><td>180-350 W</td></tr><tr><td>Consumption</td><td>2.8-5 A (230 V)</td></tr><tr><td>Motor power</td><td>350 W</td></tr><tr><td>Rpm</td><td>23,000 – 32,000</td></tr><tr><td>Heating element power</td><td>0 ó 500 W (switch "ON/OFF")</td></tr><tr><td>Dimensions</td><td>270x290x100 mm</td></tr><tr><td>Weight</td><td>3.2 Kg</td></tr><tr><td>Cover thickness</td><td>1.5 mm</td></tr><tr><td>Drying time</td><td>10 – 12 sec.</td></tr><tr><td>Air velocity</td><td>290-400 Km/h</td></tr><tr><td>Air temperature (10 cm distance/25°C)</td><td>42 °C</td></tr><tr><td>Noise level (at 2m)</td><td>57-65 dBA</td></tr><tr><td>Protection rating</td><td>IP23</td></tr></table><div>(*) HE = Heating Element</div></div>	Voltage	220- 240 V	Frequency	50/60 Hz	Electrical Isolation	Clase I	Total power (H.E.(*) On)	675-850 W	Total power (H.E.(*) Off)	180-350 W	Consumption	2.8-5 A (230 V)	Motor power	350 W	Rpm	23,000 – 32,000	Heating element power	0 ó 500 W (switch "ON/OFF")	Dimensions	270x290x100 mm	Weight	3.2 Kg	Cover thickness	1.5 mm	Drying time	10 – 12 sec.	Air velocity	290-400 Km/h	Air temperature (10 cm distance/25°C)	42 °C	Noise level (at 2m)	57-65 dBA	Protection rating	IP23
Voltage	220- 240 V																																			
Frequency	50/60 Hz																																			
Electrical Isolation	Clase I																																			
Total power (H.E.(*) On)	675-850 W																																			
Total power (H.E.(*) Off)	180-350 W																																			
Consumption	2.8-5 A (230 V)																																			
Motor power	350 W																																			
Rpm	23,000 – 32,000																																			
Heating element power	0 ó 500 W (switch "ON/OFF")																																			
Dimensions	270x290x100 mm																																			
Weight	3.2 Kg																																			
Cover thickness	1.5 mm																																			
Drying time	10 – 12 sec.																																			
Air velocity	290-400 Km/h																																			
Air temperature (10 cm distance/25°C)	42 °C																																			
Noise level (at 2m)	57-65 dBA																																			
Protection rating	IP23																																			
Dimensions	L290 x W100 x H270 mm																																			
Model	M17ACS-I																																			
Material/ Finish	Stainless Steel / Satin Finish																																			
Manufacturer	Mediclinics, S.A. (Spain)																																			
Supplier	Acme Sanitary Ware Co. Ltd Mr. Eric Wong/ Mr. Don Yuen																																			
Contact Tel/Fax	(852) 2388-7171 / (852) 2710-8012																																			
E-mail	acme@acmesanitary.com.hk																																			
Website	www.acmesanitary.com.hk																																			

General description


- The Speedflow® Plus line of hand dryers is categorized within the eco-fast range of product but with the added value of complying with the requirements of ADAAG for accessibility of public washrooms. This regulation requires that the depth of the dryer cannot exceed 100 mm to facilitate access and movement to people with disabilities inside the washroom.
- The new Speedflow® Plus hand dryer is especially suitable for places with a high traffic frequency such as airports, shopping centers, sports facilities, etc.
- Energy efficient, this hand dryer presents very low power consumption. With a maximum power of 850 W, this hand dryer, depending on the configuration applied, consumes only between 0.6 and 2.8 watts per drying cycle and 0.4 W in stand-by mode, one of the lowest energy consumption in the market.
- Fast (maximum air speed 400 km / h) and quiet (57-65 dBA). Dries hands in only 12 seconds.
- Adjustable power motor to regulate power consumption between 180 and 850 W.
- It incorporates as standard a HEPA filter medium that filters solid particles in suspension and **can optionally incorporate an ionizer ("Ion Hygenic") that purifies the air through negatively charged particles (anions).**
- Micro-switch "ON/OFF" located on the electronic board. Allows to activate/deactivate the heating element.
- Detection of fixed targets. If a static object is detected in front of the sensor, the hand dryer automatically stops at 3-5 seconds as a safety measure.
- Automatic safety cut-out. After 30 seconds of continuous use the device switches off automatically.




M17A-I
White epoxy finish




M17AB-I
Matte black epoxy finish



M17AC-I
Bright finish



M17ACS-I
Satin finish



Ionizer
Helps to clean
and purify the air

Note:



* All information of the above is for the reference only. No prior notice is made if any changes.

Source: Mediclinics.



Acme Sanitary Ware Co Ltd

Acme Building, 22-28 Nanking Street, Kowloon, Hong Kong
 Tel: 2388 7171 Fax: 2710 8012
 E-mail: acme@acmesanitaryware.com.hk
 Website: www.acmesanitaryware.com.hk

PROJECT		REF		REV	ITEM CODE	
LOCATION		DATE			PAGE	

SANITARY WARE SPECIFICATION SHEET

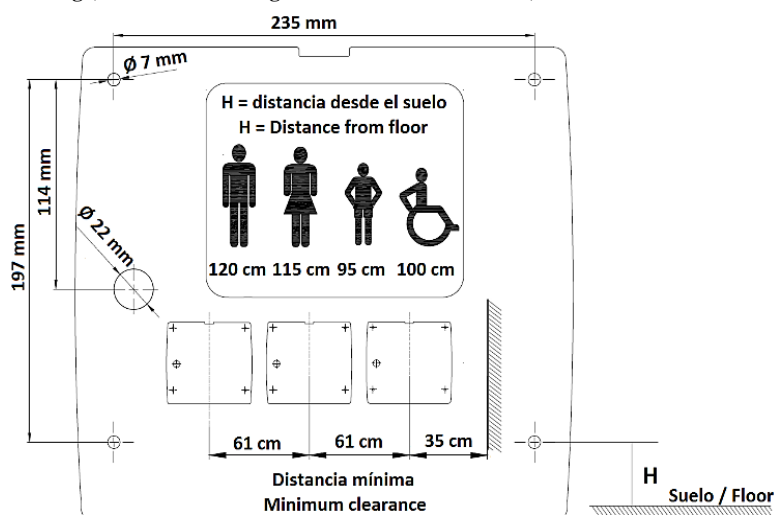
Components and materials

- **MOTOR:** high pressure class F, with self-resettable safety cut-out and adjustable speed between 23,000 and 32,000 rpm. This regulation is carried out manually by means of a potentiometer located on the electronic board and allows the regulation of the electrical consumption of the hand dryer. The motor has been configured to have a soft start that extends its life and dampens noise when starting.
- **ELECTRONIC DETECTION SENSOR:** by infrared beam with detection distance adjustable by potentiometer between 5 and 20 cm. It incorporates a safety system that detects any fixed target and makes hand dryer stops automatically in case a fixed object is placed in front of the sensor. In addition it has an automatic disconnection system of the unit after the 30 seconds of continuous use of the dryer.
- **500 W HEATING ELEMENT:** made of Ni-Cr and with a self-resettable safety cut-out. It can be switched off manually thanks to a "ON / OFF" micro-switch located on the electronic board, allowing the electric consumption regulation of the hand dryer. In case of motor failure the heating element is immediately switched off automatically.
- **COVER:** one-piece, 1.5 mm thick and ultra-flat (only 100 mm deep), thus fulfilling the requirements of the ADA American accessibility regulations. It is fixed to the base by means of 2 safety screws and with a special Speedflow® supplied wrench, giving this hand dryer a great robustness and avoiding an undue access to the device interior.
- **BASE PLATE:** made of aluminum, it incorporates acoustic dampening elements (silent-blocks) for the suppression of mechanical vibrations in its rear part which together with a thoughtful internal design make this hand dryer one of the quietest of its class.
- **FAN SCROLL:** made with Polyamide 6 (PA 6) incorporating a flame retardant additive (UL 94 V0) that increases the resistance to plastic ignition and once ignited reduces the rate of flame propagation.
- **HEPA FILTER MEDIUM CARTRIDGE:** which filters solid particles in suspension, improving air quality significantly. It is a filter that traps some of the micro-particles contained in the air, such as: pollen, dustmites, fungi, tobacco smoke, etc. Furthermore, this cartridge also contains an activated carbon filtering medium that neutralizes odors and absorbs fumes and gases, improving the quality and the cleaning of the indoor air in the bath and thus avoiding bad odors.
- **IONIZER:** cleans and purifies the air through negative ions (anions) that remove microscopic particles from the air and make it healthier (optional).
- **ODOR NEUTRALIZER TABLET:** an optional odor neutralizer for a cleaner and more pleasant atmosphere in the bathroom is available (Code RCPOM14).
- **WALL FIXING ELEMENTS:** stainless steel screws for brick wall with their corresponding plastic plugs are provided with the hand dryer.

Operation

Place the hands under the air outlet. The dryer will automatically start the drying cycle and continue without interruption as long as the hands remain in the sensor actuating area. The appliance will stop working 2 seconds after the hands are removed from the air circulation or after 30 seconds of continuous use of the appliance.

Mounting (Recommended heights distance from the floor)



Codes	Cover material	Cover finish
M17A-I	Steel	White
M17AB-I	Steel	Black
M17AC-I	Stainless Steel	Bright
M17ACS-I	Stainless Steel	Satin

Maintenance videos YouTube

Cover removal : <https://youtu.be/HYeOSTJatxk>

Distance detection and power adjustment :
<https://youtu.be/pi7CBiLil-Y>

Electronic circuit board replacement :
<https://youtu.be/9Mfgl7GXVzQ>

Motor replacement : <https://youtu.be/A5Pom5xrdMI>

LEDs cable replacement : <https://youtu.be/5eb77RwSqBA>

Heating element replacement : <https://youtu.be/dTiS-iglts4>

HEPA filter media replacement :
<https://youtu.be/5JIOloJCx0M>

Note: <https://youtu.be/hw-DLTykB74>



* All information of the above is for the reference only. No prior notice is made if any changes.

Source: Mediclinics.



Acme Sanitary Ware Co Ltd

Acme Building, 22-28 Nanking Street, Kowloon, Hong Kong

Tel: 2388 7171 Fax: 2710 8012

E-mail: acme@acmesanitary.com.hk

Website: www.acmesanitaryware.com.hk

HAND DRYERS

Table

	MODEL	OPERATION		DIMENSIONS (mm)	Ionizer	HEPA filter media	Drain Pipe	ADJUSTABLE POWER	MOTOR			TRAFFIC FREQUENCY					
		manual	sensor						induction	brush	brushless	HIGH	MEDIUM	LOW			
	dualflow ^{plus}														dualflow ^{plus}		
	M24A		●	L320xD228xH665	✱	●	✱				●	●					
	M24AB		●		✱	●	✱				●	●					
	M24ACS		●		✱	●	✱				●	●					
	M14A		●		✱	●	✱	●		●		●					
	M14AB		●		✱	●	✱	●		●		●					
	M14ACS		●		✱	●	✱	●		●		●					
	machflow ^{plus} / machflow														machflow ^{plus} / machflow		
	M19A		●	L213xD170xH330	✱	✱		●			●	●					
	M19AB		●		✱	✱		●			●	●					
	M19AC		●		✱	✱		●			●	●					
	M19ACS		●		✱	✱		●			●	●					
	M09A		●		✱	✱		●	●			●					
	M09AB		●		✱	✱		●	●			●					
	M09AC		●		✱	✱		●	●			●					
	M09ACS		●		✱	✱		●	●			●					
	speedflow ^{plus} / speedflow														speedflow ^{plus} / speedflow		
	M17A		●	L290xD100xH270 (INSIDE CABINET)	✱	●		●		●		●					
	M17AB		●		✱	●		●		●		●					
	M17AC		●		✱	●		●		●		●					
	M17ACS		●		✱	●		●		●		●					
	M17AF		●		✱	●		●		●		●					
	M06A		●					●		●		●					
	M06AB		●					●		●		●					
	M06AC		●					●		●		●					
	M06ACS		●					●		●		●					
	M06AF		●					●		●		●					
		soniflow ⁺														soniflow ⁺	
E05		●		L276xD214xH245						●		●					
E05B		●								●		●					
E05C		●								●		●					
E05CS		●								●		●					
E85		●		L282xD215xH255						●		●					
E88		●								●		●					
E88B		●		L278xD212xH248						●		●					
E88C		●								●		●					
E88CS		●								●		●					
E88O		●								●		●					
E05A			●		L276xD214xH245	●					●		●				
E05AB			●			●					●		●				
E05AC			●	●						●		●					
E05ACS			●	●						●		●					
E85A			●	L282xD215xH255	●					●		●					
E88A		●	●						●		●						
E88AB		●	L278xD212xH248	●					●		●						
E88AC		●		●					●		●						
E88ACS		●		●					●		●						
E88AO		●		●					●		●						
	mediflow ⁺														mediflow ⁺		
	M02A		●	L275xD164xH325	●					●		●					
	M02AB		●		●					●		●					
	M02AC		●		●					●		●					
	M02ACS		●		●					●		●					
	M03A		●		●					●		●					
	M03AB		●		●					●		●					
	M03AC		●		●					●		●					
	M03ACS		●		●					●		●					
	optima														optima		
	M99A		●	L260xD150xH302	●				●			●					
	M99AC		●		●				●			●					
	M99ACS		●		●				●			●					
	juniorplus														juniorplus		
	M88APLUS		●	L253xD150xH303	●				●			●					
	M88PLUS	●		L253xD153xH303					●			●					
	smartflow ⁺														smartflow ⁺		
	M04A		●	L147xD138xH259	●					●				●			
	M04AC		●		●					●				●			
	M04ACS		●		●					●				●			

✱ Optional